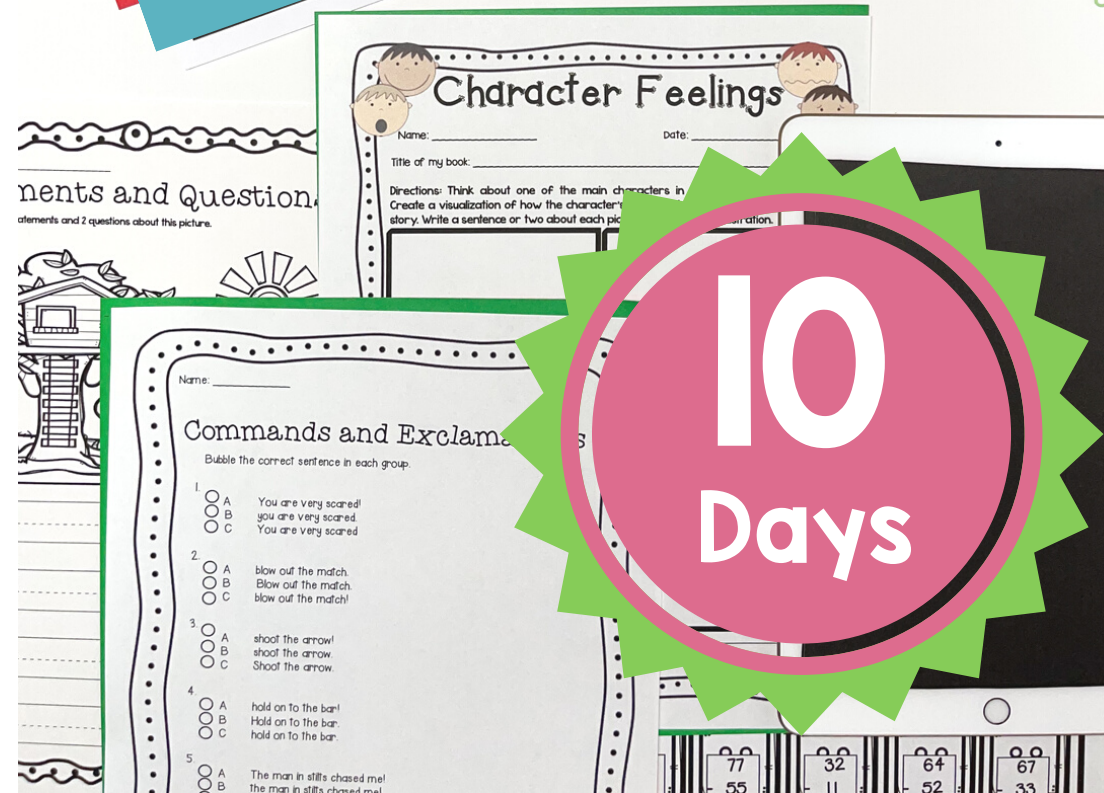
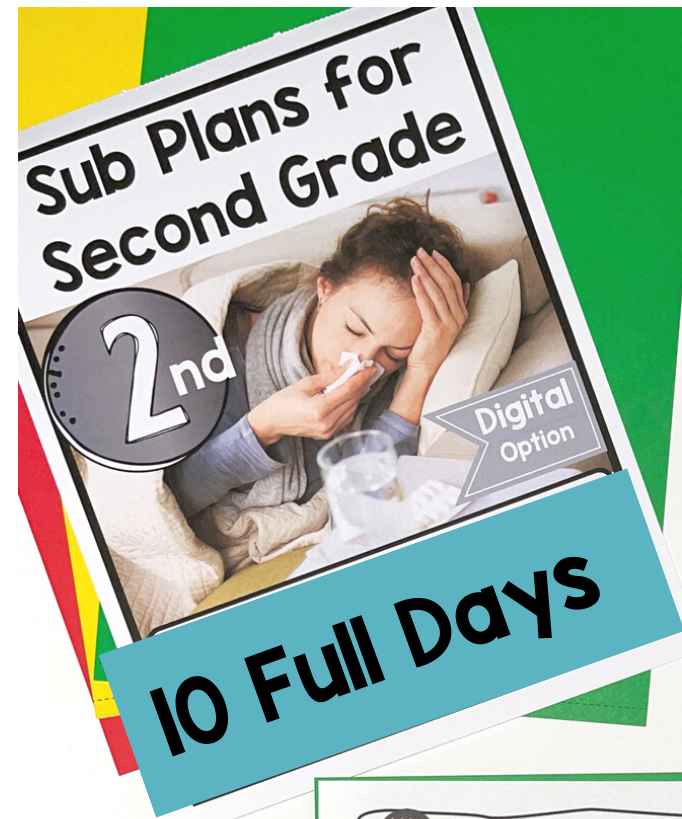


Mega Sub Plan Bundle for 2nd Grade



SCROLL
to take a look inside!

WHY YOU MIGHT NEED EMERGENCY SUB PLANS?

- ★ Maintains Continuity of Learning
- ★ Saves You in an Emergency
- ★ Minimizes Disruptions and Stress
- ★ Saves Time and Effort
- ★ Provides Consistency and Structure
- ★ Supports Substitute Teacher Effectiveness



10 Full Days

- ✓ House Keeping Records
- ✓ 10 Lesson Plans
- ✓ 10 Grammar Activities
- ✓ 10 Reading Activities
- ✓ 10 Writing Activities
- ✓ 10 Math Activities
- ✓ 10 Social Studies or Science Activities

Name: _____

Directions: Make a splash by finding the sum.

Name: _____ Date: _____

Moving Things!

Winter sports are often filled with moving activities. Athletes move from place to place. A skater moves from one side of the ice to another. A skier moves from the top of the mountain to the bottom. A bobsleigh team moves along a track. Curling teams slide a large stone across the ice.

Stop and Think!

- Describe how a snow skier moves on the snow.
- How is a bobsleigh track like a roller coaster?
- How is it different?

Things That Move

Location	Things that Move	How it Moves
At home		
At school		
Outside		

What is a Force?

Objects do not move by themselves. They need a force to move. A force is a push or a pull. Pushes and pulls make things move.

RL.5 Story Structure

Name: _____ Date: _____

Title of the Book: _____

1	2	3	★
<ul style="list-style-type: none">• Gives a limited description of the end of the story.• May display a misunderstanding of the impact on story structure.	<ul style="list-style-type: none">• Describes the end of the story. May lack evidence.• Gives a general explanation of how the ending of the story impacts the closure of the story.	<ul style="list-style-type: none">• Completely describes the ending of the story with text evidence.• Demonstrates solid understanding of how the ending of the story concludes the story and allows the sense of closure and provides meaning to the story.	<ul style="list-style-type: none">• Meets the criteria for a 3.• However, shows a higher level of thinking when stating the connection of how the ending plays a part in completing the story structure.• Provides insightful evidence and displays inferential thinking.

- Describe the end of the story at the end of the story.
- How does the end of the story wrap up the story? Provide specific examples from the text using picture support. The end brings a sense of closure to the story by.

© Fine Line Books 2017

Take a closer Look!

Lesson Plan

Specific Directions

Broken down by subject.

Day One

Dear Substitute:
please match the following activities to the daily schedule I've

Word Work/ Language Skills
Have students do review work on capitals and ending punctuation (pages attached). Go over pages with students at the conclusion of the time.

Reading Lesson
Use the picture book provided: _____
Show the students the cover of the book and ask them to make predictions about what they think will happen in the story. Encourage them to share and justify their predictions by asking, "Why do you think that?" Read the story aloud. Stop every so often to allow students to confirm or modify their predictions. After reading the story, ask the children:
• What is the problem in the story? Explain your thinking.
• (solution)? How do you know? Be sure
students to create a visualization of the graphic organizer. Encourage students to problem/solution.
their book baskets/collections. Please ing to make sure they're engaged and

Writing Lesson
Give the children the writing template and explain the writing topic. To help everyone generate ideas, ask for volunteers to share out their own personal experiences related to the topic before writing. Then, give everyone 20-30 minutes of quiet writing / illustration time. (You may need to adjust this time according to their energy level.) Please circulate to make sure everyone is following directions and staying on task. This is a great time to support the writers who say, "I have nothing to write about."

©2014 Tasha Dratus

Day One

Writing Cont.
After the quiet writing time is over, invite all the children down to the floor with their stories. Let students share their stories with partners and then invite volunteers to read their stories out loud to the whole class. Encourage the students to ask questions and provide positive feedback.

Math
Have students work on review addition work.

Science/Social Studies
Have students work through the practice of science.

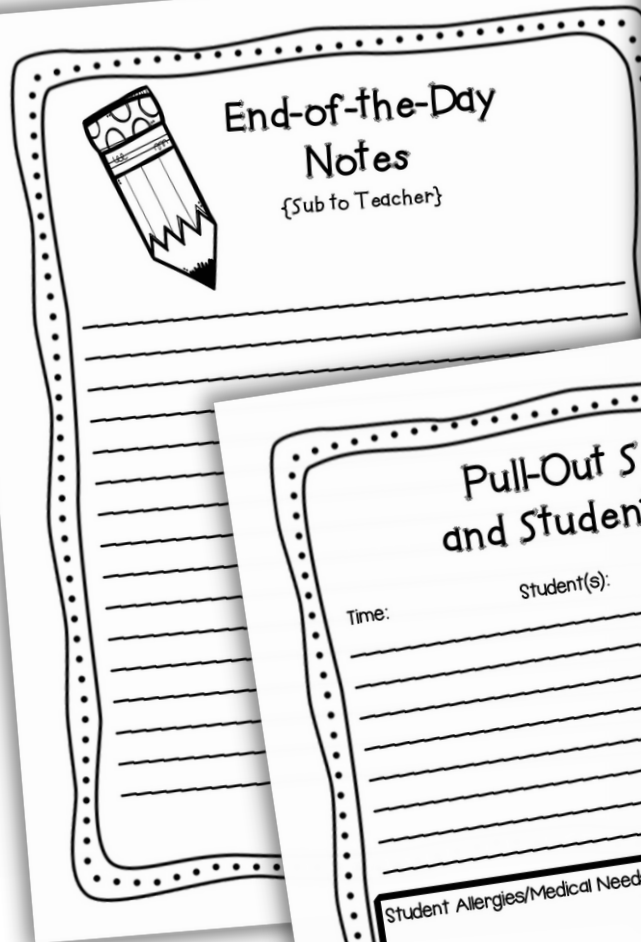
Some Open-Ended Areas to Make Books Easy to Acquire.

Easy to prep. Make copies, grab a book, and you are all set!

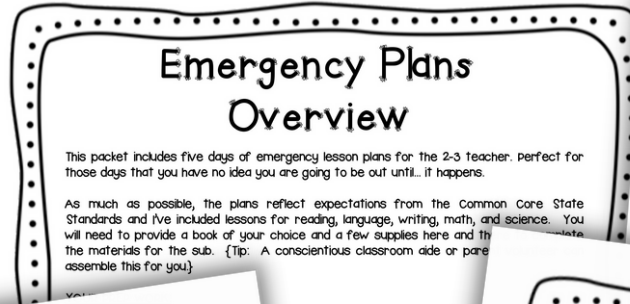
©2014 Tasha Dratus

Take a closer Look!

House Keeping Records



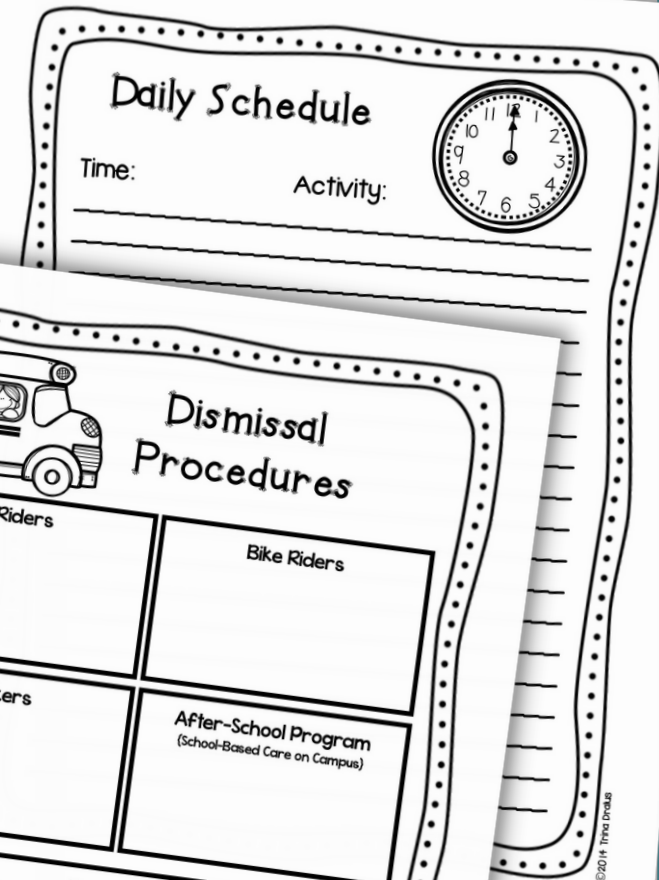
End-of-the-Day Notes
{Sub to Teacher}



Emergency Plans Overview


This packet includes five days of emergency lesson plans for the 2-3 Teacher. Perfect for those days that you have no idea you are going to be out until... it happens.


As much as possible, the plans reflect expectations from the Common Core State Standards and I've included lessons for reading, language, writing, math, and science. You will need to provide a book of your choice and a few supplies here and there to substitute the materials for the sub. (Tip: A conscientious classroom aide or parent can assemble this for you.)



Daily Schedule

Time: _____ Activity: _____



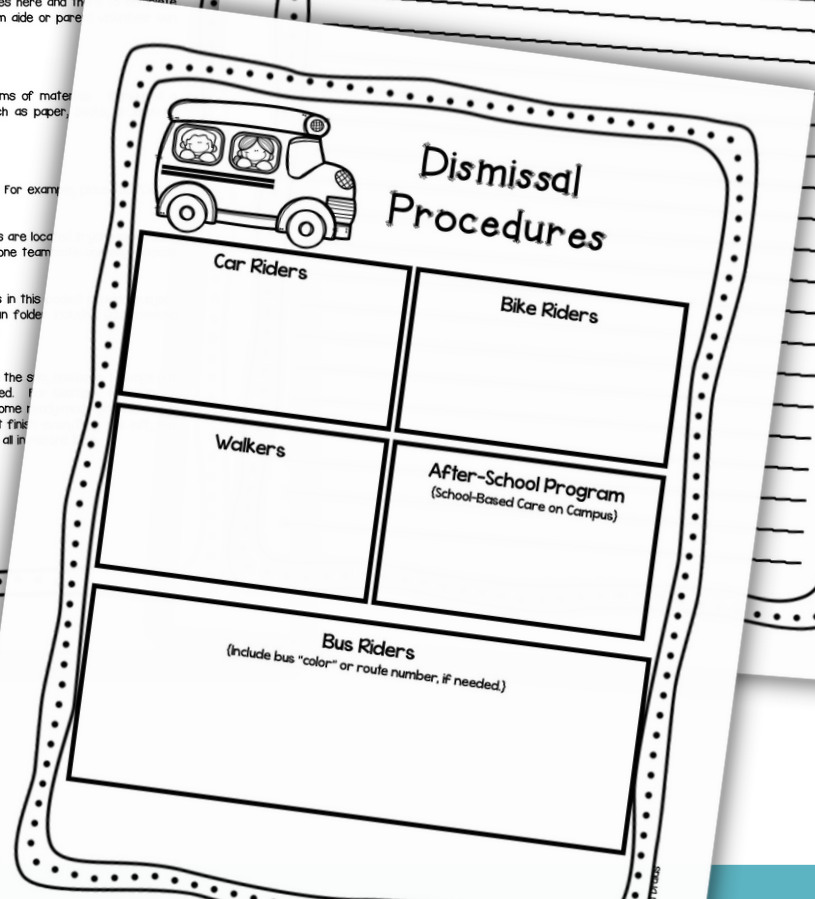



Pull-Out Schedule and Student Needs


Time: _____ Student(s): _____ Location: _____

Student Allergies/Medical Needs: {Child / Allergy}

Scheduled Clinic Visits: {Child / Time}



Dismissal Procedures



Car Riders	Bike Riders
Walkers	After-School Program (School-Based Care on Campus)
Bus Riders (include bus "color" or route number, if needed.)	

Take a closer Look!

Word Work, Reading, and Writing Samples

Name: _____

Summer Sentences

Find the sentences. Circle the sentences.

1. My mom, brother, and I love to drink lemonade. lemonade great.
2. played ball We played ball on _____
3. the game We like to play go _____

Write each sentence on the line. Begin and end the sentence with a capital letter.


4. we all packed into the car _____
5. the family went to Disney _____
6. trina and Dex played in the pool _____
7. jackson likes to ride his bike _____

Name: _____ Date: _____

Winter Adjectives and Adverbs

An adjective is word or phrase used to describe a noun.
An adverb is word that modifies or makes changes to something other than a noun.



Circle the adverb or adjective in the sentence. Tell if the circled word is an adjective or an adverb.
Example: My angry brother went to his room because he melted adjective.



Name: _____


Writing Topic:

Illustrate and write about a special memory you had during the winter months- December, January, or February. (The story can be made up.)



Name: _____

Summer Statements and Questions




A statement is a sentence that tells something. A statement ends with a period (.)
My float is green.

A question is a sentence that asks something. A question ends with a question mark (?)
Will I get in trouble if I squirt you in the face, mom?

All statements and questions begin with capital letters.

Directions: Put a period at the end if the sentence is a statement. Put a question mark at the end if the sentence is a question.

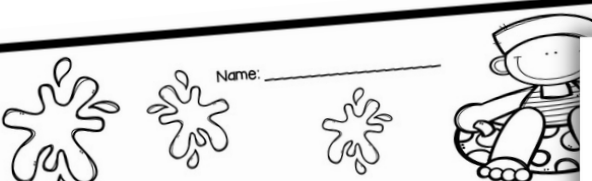
1. Have you ever used a water gun _____
2. A pool party can be so much fun _____
3. How far can I shoot water out of this toy _____
4. Billy blasted Tommy right in the leg _____
5. My sister has to use water wings when she is in the pool _____
6. Do you want to play catch with my beach ball _____



Take a closer Look!

Math and Science

Name: _____




Directions: Make a splash by finding the sum.

$13 + 24$	$22 + 33$	$24 + 55$
-----------	-----------	-----------



Force and Motion

When something moves, it is in motion. Forces cause objects to be in motion. When a hockey player pushes a puck with his or her hockey stick the puck moves. They are in motion.



What is Science?

Science is the study of the world around us. Science is done through observation and experimentation that tries to find answers to the many questions we have about the world. Scientists, the people who study science, talk to each other about what we learn. In science, we carefully describe what we see and do. We write about what we learned.





Directions: Find the sum.

$25 + 64$	18	23
$47 + 44$		
$96 + 35$		

Name: _____

Directions: Find the sum.




$133 + 245$	$222 + 343$	$294 + 525$	$826 + 417$
$125 + 644$	$158 + 237$	$223 + 618$	$435 + 244$
$467 + 424$	$251 + 233$	$667 + 291$	$254 + 410$

Stop and Think!


1. Forces put objects in motion. In hockey, where does the force come from? _____

2. Sometimes you can use more force. If you push the puck harder, the puck will go farther. The puck will go faster and _____



push and pulls

A winter sport is curling. Curling is a sport in which players slide stones across a sheet of ice towards a target area. Two teams take turns sliding heavy, polished granite stones across the ice. Curling requires a push to get the stone to move. A push moves something away from something else. Curling teams push the stone toward the target.



Another winter sport is called skiing. Once the skier gets down the mountain, they may get on a ski lift to pull them back up to the top of the mountain, where they can start again down the slope. A pull moves something toward something else. The ski lift pulls the skier to the starting mark. The pull changes the position of the skier.

Stop and Think!

1. What causes an object to move? _____

2. How _____

Standards Included:

RI.1: Asking and Answering Questions

RI.2: Main Idea

RI.3: Connections Between Scientific Ideas or Concepts

RI.4: Vocabulary

RL.1: Asking and Answering Questions

RL.2 Recounting Stories

RL.3: Characters

RL.5: Story Structure

Personal Narrative

Persuasive Writing

Double Digit and Triple Digit Addition

Double Digit and Triple Digit Subtraction

**Adjectives and Adverbs
Questions and Statements
Commands and Exclamations
Capital Letters**

**Science Safety
Force and Motion
Severe Weather
All About Germs
What is Energy?
Social Studies**

What's Included in the Bundle

Sub Plans for 2nd Grade {Day 1}

2nd Teaching and Learning Digital Option



One Full Days of Lesson Plans with Activities in All Subjects

Sub Plans for 2nd Grade {Day 2}

2nd Teaching and Learning Digital Option



One Full Days of Lesson Plans with Activities in All Subjects

Sub Plans for 2nd Grade {Day 3}


2nd Teaching and Learning Digital Option



One Full Days of Lesson Plans with Activities in All Subjects

Sub Plans for 2nd Grade {Day 4}

2nd Teaching and Learning Digital Option



One Full Days of Lesson Plans with Activities in All Subjects


Sub Plans for 2nd Grade {Day 5}

2nd Teaching and Learning Digital Option




One Full Days of Lesson Plans with Activities in All Subjects

Sub Plans 2nd Grade {Day 1}




Winter Themed- 5 Full Days of Lesson Plans and Activities

Sub Plans 2nd Grade {Day 2}




Winter Themed- 5 Full Days of Lesson Plans and Activities

Sub Plans 2nd Grade {Day 3}




Winter Themed- 5 Full Days of Lesson Plans and Activities

Sub Plans 2nd Grade {Day 4}



Winter Themed- 5 Full Days of Lesson Plans and Activities

Sub Plans 2nd Grade {Day 5}



Winter Themed- 5 Full Days of Lesson Plans and Activities

Buy all 10 & save!

What Teachers Are Saying

"This is such a great resource to have as a backup plan. I get so much anxiety when I need to be out, and this relieves a little bit of the stress of having to be out unexpectedly. Thank you!"

— Jamie R.

**"WORTH EVERY
PENNY!!!!!!!"— Judy M.**

"A great timesaver. You can just print it out, make your copies, and you are ready to take that time off. I love this."

— Deborah U.

"My school requires 5 days of sub plans (due by the first week of school). We are all teachers here.. we know how hectic the beginning of the school year can be. 5 days of sub plans on top of it all? A couple of hours ago.. I was sitting trying to figure out how I was gonna get it all done by tomorrow (procrastination at it's finest..) I decided to get on this handy dandy website and WHAM.. 5 days done after a click of a button. You are a lifesaver. This is the best \$10 dollars I ever spent. THANK YOU! :)"

— JL Teaching in FL