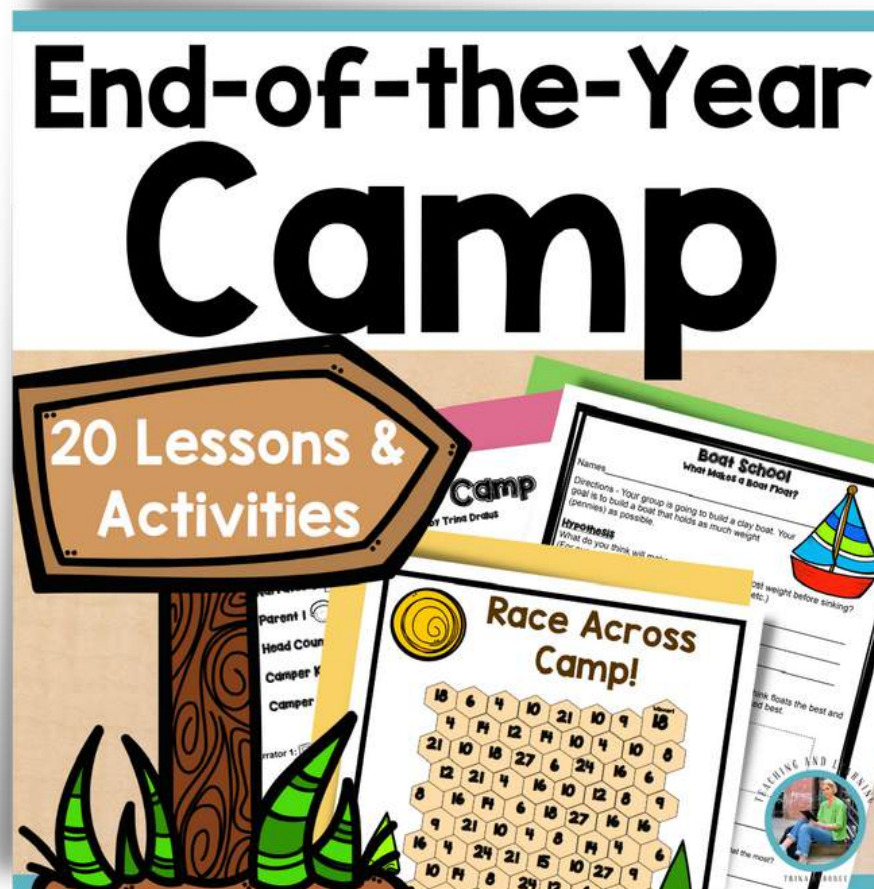


# WHAT'S INCLUDED IN THE

## CAMP END OF THE YEAR



Find a **FREE**  
**SAMPLE** at the  
end of the  
preview!



Perfect for  
end-of-the  
year!

# End-of-the-Year Camp

## This Resource

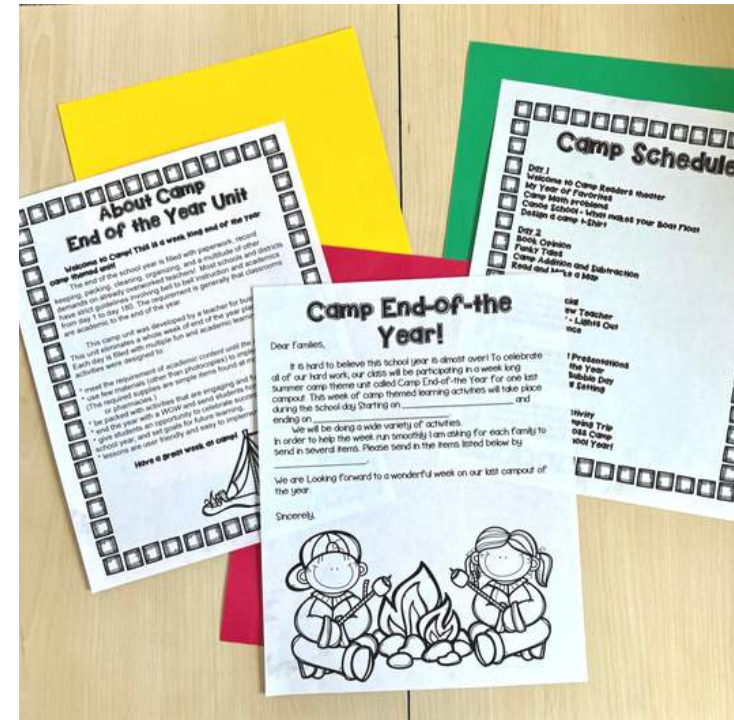
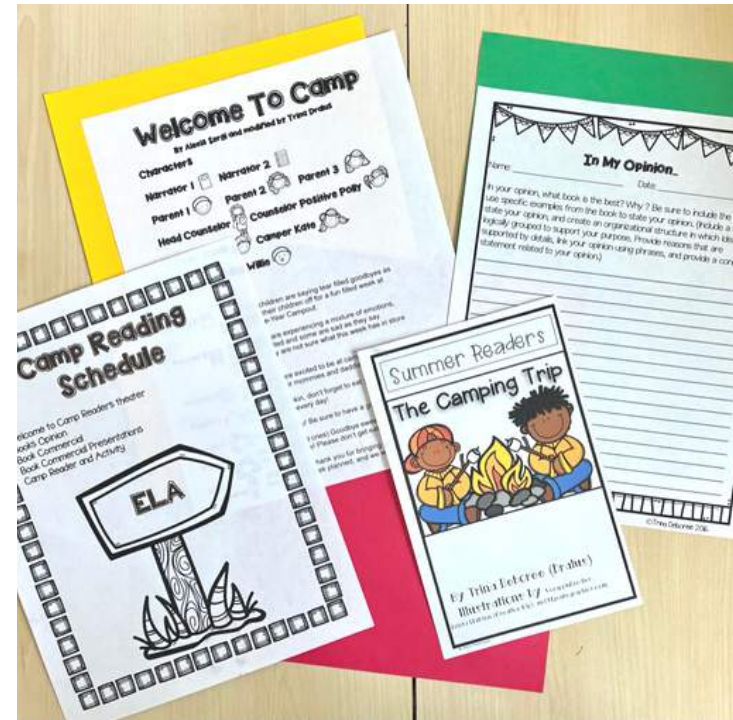
Includes:

- ✓ Complete lesson plans for the teacher
- ✓ Print and Go
- ✓ 20 Lessons in each unit
- ✓ Engaging activities for kids
- ✓ Letters home asking for simple materials
- ✓ Skills review
- ✓ Answer sheets



↓ More

# Perfect for:



**Keeping Students Engaged and Busy! (So YOU can WORK at SCHOOL!)**

**Review- Practicing Essential Skills in Reading, Writing, & Math**

**Having Fun and Creating Memories!**



**More**

# Why Use a Theme Week?

## 3-Keep Students Engaged & Busy

Buy yourself some time to **work at work!**


Come home on the weekends and relax and recharge for the last few days. Your plans are all set for the last few weeks!

## 2-Review Essential Skills


Theme weeks cover reading, writing, addition & subtraction, science, and social studies!

## I-Have the BEST Last Few Weeks!

This theme week will give you the best end of the year EVER! Kids LOVE theme weeks, and so do teachers!



**Keep Scrolling to See  
Inside!**



# Lesson Plans, Letters Home, and Sample Schedule, & More Included

## Fun Camp Snacks

### Easy Smore Mix

- 1 Box of Graham Cracker Cereal - like Golden Grahams
- 2 Bags of Mini Marshmallows
- 2 bags of Chocolate Chips

Combine all the ingredients into a large bowl or distributed throughout the mixture! No Baking.

### Fishing Mix

- 2 Bags of GoldFish Crackers - These are Fish!
- 1 Bag of Small Stick Pretzels - These Are the Nets!
- 1 Box of Chex Cereal - These Are the Nets!

Combine all the ingredients into a large bowl or distributed throughout the mixture! No Baking.

### Bug Juice

- Any Juice
- Gummy worms or insects

Camp legend says the juice at camp is made in a glass of juice for Bug Juice.

### No campfire required S'mores

- 2 Boxes Of Graham Crackers
- 1 Hershey Bar For Each student
- 2 Containers of Marshmallow Fluff?

Spread a 2-3 TBSP of marshmallow fluff on middle to make an easy smore sandwich

## Camp End-of-the Year!

Dear Families,

It is hard to believe this school year is almost over! To celebrate all of our hard work, our class will be participating in a week long summer camp theme unit called campout. This week of camp the during the school day starting on \_\_\_\_\_ and ending on \_\_\_\_\_.

We will be doing a wide variety of activities in order to help the week run smoothly. Please send in several items. Please send \_\_\_\_\_.

We are looking forward to a wonderful year.

Sincerely,



### Day of Social Studies High 5 for a great school year

**Activity**  
Students will write compliments for classmates.

**Materials**  
\* High 5 for a Great School Year page 86

**Essential Question**  
How do you praise others?

- Lesson**
1. Distribute the High Five for a Great School Year to each student that students could give to classmates (good friend, talented artist, etc.)
  2. Have students write their name on the hand.
  3. Students will pass the paper to another student. You can either use clip boards and pass the papers around the room or have students pass the paper (around the table, to the person in front of them in a row, etc.)
  4. The student who receives the paper writes a compliment on a student whose name is on the hand on one of the fingers.
  5. Students then pass the paper to the next person and that person writes a compliment on the student whose name is on the hand on one of the fingers.
  6. Continue passing the papers until 5 students have gotten the paper filled up with compliments.
  7. After the hand is filled the person whose name is on the hand writes 5 compliments. This is a really positive way to wrap up the week and school year!

**Tips for Using This Activity**  
\* Make a copy of the students completed high five or send the original to the student's home.  
\* Make a copy and send this to student's right before the new school year starts.

## Camp Schedule

**Day 1**  
Welcome to Camp  
Readers Theater  
My Year of Favorites  
Camp Math Problems  
Canoe School - What makes your Boat Float  
Design a camp t-shirt

**Day 2**  
Book Opinion  
Funky Tales  
Camp Addition and Subtraction  
Read and Make a Map

**Day 3**  
Book Commercial  
Letter to My New Teacher  
Math Game Day - Lights Out  
Quick Sand Science

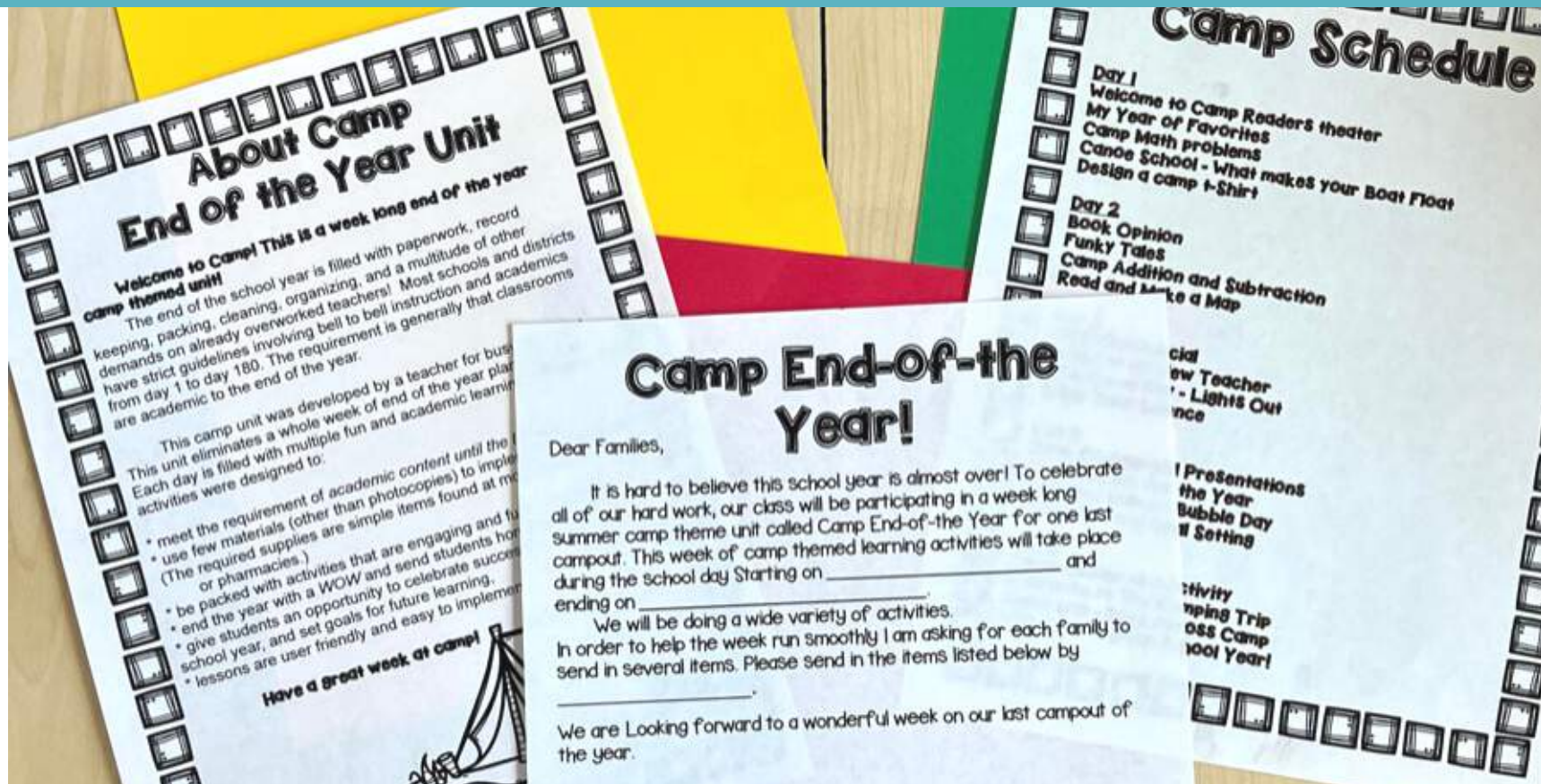
**Day 4**  
Book Commercial Presentations  
My Memories for the Year  
Math and Science Bubble Day  
Reflection and Goal Setting

**Day 5**  
Camp Reader and Activity  
Response to The Camping Trip  
Game Day - Race Across Camp  
High 5 for a great school year!



# More

# Closer Look





**Gives you ALL the tools you need.**



↓ **More**

# Sample Schedule



**Camp Schedule**

**Day 1**  
Welcome to Camp Readers theater  
My Year of Favorites  
Camp Math problems  
Canoe School - What makes your Boat Float  
Design a camp t-Shirt

**Day 2**  
Book Opinion  
Funky Tales  
Camp Addition and Subtraction  
Read and Make a Map

**Day 3**  
Book Commercial  
Letter to My New Teacher  
Math Game Day - Lights Out  
Quick Sand Science

**Day 4**  
Book Commercial Presentations  
My Memories for the Year  
Math and Science Bubble Day  
Reflection and Goal Setting

**Day 5**  
Camp Reader and Activity  
Response to The Camping Trip  
Game Day - Race Across Camp  
High 5 for a great School Year!

# Camp Theme Sample

## Reading, Writing, Math, Science, & Social Studies

### QuickSand Science

Group Names \_\_\_\_\_

#### What is Quicksand

Quicksand is a soft sand and water where sand and water where sand and on the water. It is both liquid at the same time, to moving animals and Quicksand occurs when flooded an area of sand trapped in that area. Flooded underground springs, or can create ideal environment for quicksand which is a river bed.



### Race Across Camp!



### Camp Map

1 2 3 4

#### Funky Tale

Direction - Fill in the blanks below to create a Camp Learn A Lot Funky Tale!

1. \_\_\_\_\_  
1. Plural Noun
2. \_\_\_\_\_  
2. Animal (plural)

#### Funky Tale from Camp End of the Year!

Here at camp we love to learn about \_\_\_\_\_  
1. Plural Noun

\_\_\_\_\_, and \_\_\_\_\_! In fact during the last  
2. Animal (plural) 3. Place

school year we learned about \_\_\_\_\_  
4. Number 5. Plural Noun

\_\_\_\_\_ and work, we were \_\_\_\_\_ We worked so

6. Adjective  
\_\_\_\_\_ We decided to play \_\_\_\_\_  
7. Game

\_\_\_\_\_ that playing works up an appetite!


\_\_\_\_\_. For lunch last week we

\_\_\_\_\_. What a great time, but after

\_\_\_\_\_, we are wiped out! Last night

\_\_\_\_\_ hours.

13. Number



### Welcome To Camp

By Alexis Sergi and modified by Trina Dralus

#### Characters

Narrator 1 Narrator 2

Parent 1 Parent 2 Parent 3

Head Counselor Counselor Positive Polly

Camper Kevin Camper Kate

Camper Whining Willie

Narrator 1: Parents and children are saying tear filled goodbyes as parents drop their children off for a fun filled week at our End-of-the-Year Campout.

Narrator 2: The campers are experiencing a mixture of emotions.

5  
Days



# Skill Review in Reading

## Welcome To Camp

By Alexis Sergi and modified by Trina Dralus

### Characters

Narrator 1 

Narrator 2 

Parent 1 

Parent 2 

Parent 3 


Head Counselor 


Counselor Positive Polly 


Camper Kevin 


Camper Kate 


Camper Whining Willie 


Narrator 1:  Parents and children are saying to parents drop their children off for our End-of-the-Year Campout.


Narrator 2:  The campers are experiencing a some are excited and some are sad to say goodbye. They are not sure what to do for them.

Narrator 2:  The campers are excited to be at camp and say goodbye to their mommies and daddies.

Parent 1:  Goodbye pumpkin, don't forget to write to us every day!

Parent 2:  We will miss you! Be sure to have fun!

Parent 3:  (Blows nose and cries) Goodbye you every minute! Please don't get lost!

Head Counselor:  Okay parents! Thank you for bringing your children to camp. We have a great week planned, and we will have a great time!

## I recommend....

Book Title \_\_\_\_\_

Author \_\_\_\_\_

The reasons I Recommend the book:

## Book Commercial Planning Page

Name \_\_\_\_\_

Book Title \_\_\_\_\_

Author \_\_\_\_\_

The reason/s someone should read the book

The best thing about the book

Slogan or special "catch phrase" that will help people remember the book (For example - if you like adventure you will love this book! or Get ready to laugh until you have tears in your eyes. This book is awesome!)

Who will be in the commercial?

What is the setting of the commercial?



Favorite Movie or TV Show

Favorite Books

Favorite Subject

Favorite Special

Favorite Things We Did As a Class...

"We're bored."

"We're bored!" groaned Billy.

"Yeah, we don't have anything to do," added Tommy.

"What do you mean boys?" mom asked.

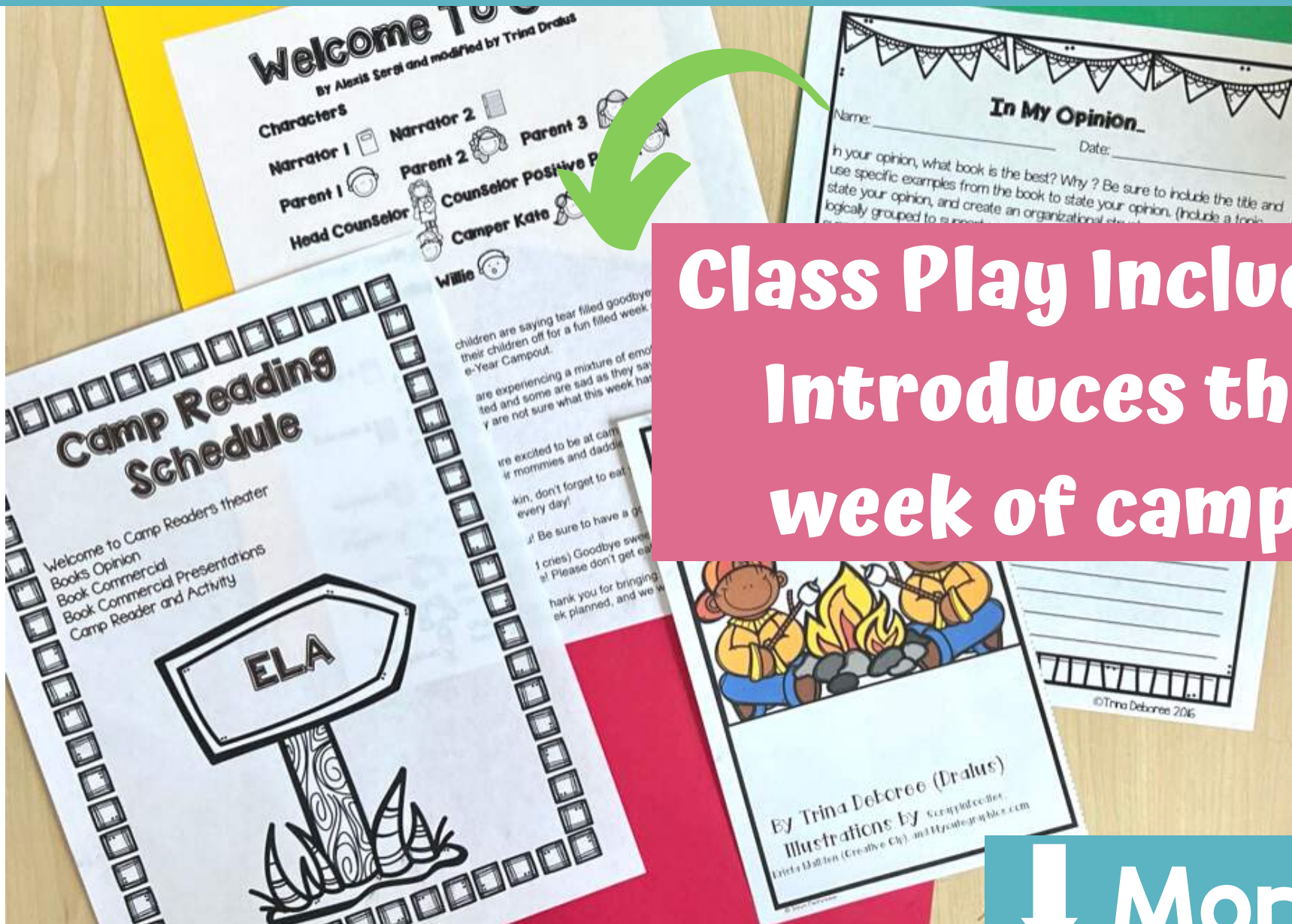
Page 2.

By Trina DeBore (Dralus)

Illustrations by Scrapbooker, Trina DeBore (Creative Clips and MyCreativePalms.com)

↓ More

# Closer Look



**Class Play Included  
Introduces the  
week of camp!**

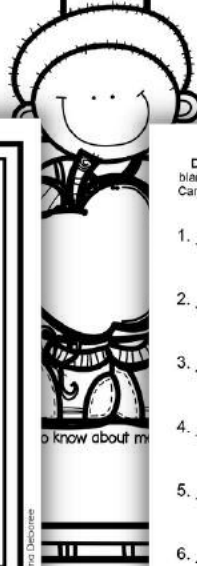
**↓ More**

# Skill Review in Writing

## All About Me

Favorite things to do...

Things I am good at doing...



**Day 2 Writing**  
**Funky Tales from Camp Pitch our tent**

**Activity**  
Students will use parts of speech to complete "Mad Libs" style stories about Camp-End-Of-The-Year

**Materials**  
\* Funky Tales on page 43  
\* Pencils, colored pencils, markers, or crayons (optional - there are pictures to color at the bottom)

**Essential Question**  
How do writers use parts of speech?

**Lesson**


1. Review the parts of speech: nouns, verbs, adjectives, and numbers.
2. Fold the paper in half vertically.
3. Have the students write their names on the outside of the paper. Do not peek at the other side.
4. Once all the blanks are filled in, pass the papers out to the other students to fill in.

**Tips for Using This Book**  
\* Have kids share their stories using tissue paper.  
\* Team up with another student.  
\* Place the tales in a folder. Students will love to read them!

## About Me


Name: \_\_\_\_\_ Age: \_\_\_\_\_  
Grade: \_\_\_\_\_ School: \_\_\_\_\_  
Teacher: \_\_\_\_\_ Principal: \_\_\_\_\_

## Me at School



## My Memory Book

From \_\_\_\_\_ Grade \_\_\_\_\_



Name \_\_\_\_\_

## Funky Tale from Camp End of the Year!

Here at camp we love to learn about \_\_\_\_\_  
1. Plural Noun

\_\_\_\_\_ and \_\_\_\_\_! In fact during the last  
2. Animal (plural) 3. Place  
school year we learned about \_\_\_\_\_  
4. Number 5. Plural Noun



After all that hard work, we were \_\_\_\_\_. We worked so  
6. Adjective  
hard we deserved a reward, so we decided to play \_\_\_\_\_  
7. Game  
while we \_\_\_\_\_. All that playing works up an appetite!  
8. Verb  
We get as hungry as a \_\_\_\_\_. For lunch last week we  
9. Animal  
ate \_\_\_\_\_. What a great time, but after  
10. Number 11. Food (plural)  
all that \_\_\_\_\_ fun, we are wiped out! Last night  
12. Adjective  
we went to bed and slept for \_\_\_\_\_ hours.  
13. Number

## Funky Tale

Direction - Fill in the blanks below to create a Camp Learn A Lot Funky Tale!

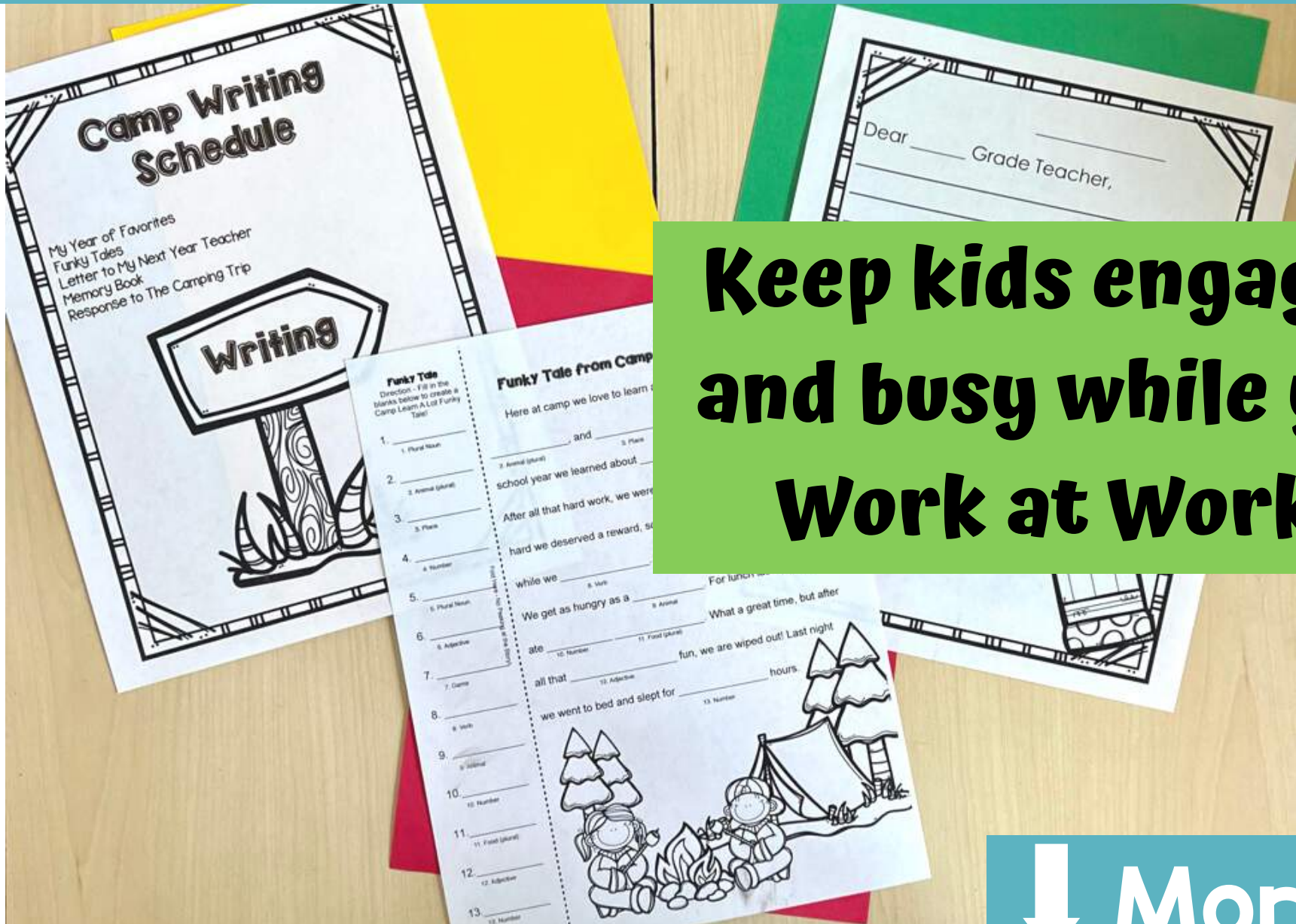
1. \_\_\_\_\_
2. \_\_\_\_\_
3. \_\_\_\_\_
4. \_\_\_\_\_
5. \_\_\_\_\_
6. \_\_\_\_\_
7. \_\_\_\_\_
8. \_\_\_\_\_
9. \_\_\_\_\_
10. \_\_\_\_\_
11. \_\_\_\_\_
12. \_\_\_\_\_
13. \_\_\_\_\_

Funky Tale - No writing at the bottom!



↓ More

# Closer Look



## Camp Writing Schedule

My Year of Favorites  
Funky Tales  
Letter to My Next Year Teacher  
Memory Book  
Response to The Camping Trip

Writing

### Funky Tale

Direction - Fill in the blanks below to create a Camp Learn A Lot Funky Tale!

1. Plural Noun \_\_\_\_\_

2. Animal (plural) \_\_\_\_\_

3. Place \_\_\_\_\_

4. Number \_\_\_\_\_

5. Plural Noun \_\_\_\_\_

6. Adjective \_\_\_\_\_

7. Camp \_\_\_\_\_

8. Verb \_\_\_\_\_

9. Animal \_\_\_\_\_

10. Number \_\_\_\_\_

11. Plural (plural) \_\_\_\_\_

12. Adjective \_\_\_\_\_

13. Number \_\_\_\_\_

### Funky Tale from Camp

Here at camp we love to learn \_\_\_\_\_ and \_\_\_\_\_

\_\_\_\_\_ school year we learned about \_\_\_\_\_

After all that hard work, we were \_\_\_\_\_ hard we deserved a reward, so \_\_\_\_\_

while we \_\_\_\_\_

We get as hungry as a \_\_\_\_\_

ate \_\_\_\_\_

all that \_\_\_\_\_ fun, we are wiped out! Last night \_\_\_\_\_

we went to bed and slept for \_\_\_\_\_ hours.



Dear \_\_\_\_\_ Grade Teacher,

**Keep kids engaged and busy while you Work at Work!**

↓ More

# Skill Review in Math

### Camp Problem Solving

Name: \_\_\_\_\_



1. Camper Kate made a beaded bracelet using 42 beads in Arts and Crafts. Camper Kelly made a beaded bracelet using 86 beads. How many more beads did Camper Kelly use on her belt?

2. Mark threw his paper airplane 23 inches. Alex threw his 91 inches. How many more inches did Alex throw his paper airplane?

### Camp Subtraction

Name: \_\_\_\_\_

Directions: Find the difference.



23 - 12	56 - 11	14 - 0	65 - 60	24 - 10
47 - 15	18 - 11	64 - 52	67 - 33	

### Lights Out!



3	2	20	18
15	5	24	8
12	22	6	16

1	1
2	2

### Race Across Camp!



Start Here

18	6	4	10	21	10	9	18
4	11	12	11	10	4	10	8
21	10	18	27	6	24	16	6
12	21	4	16	10	12	8	9
8	16	11	6	18	27	16	16
9	21	10	4	8	11	4	6
16	4	24	21	15	10	27	9
10	11	8	24	12	6	21	11
18	6						

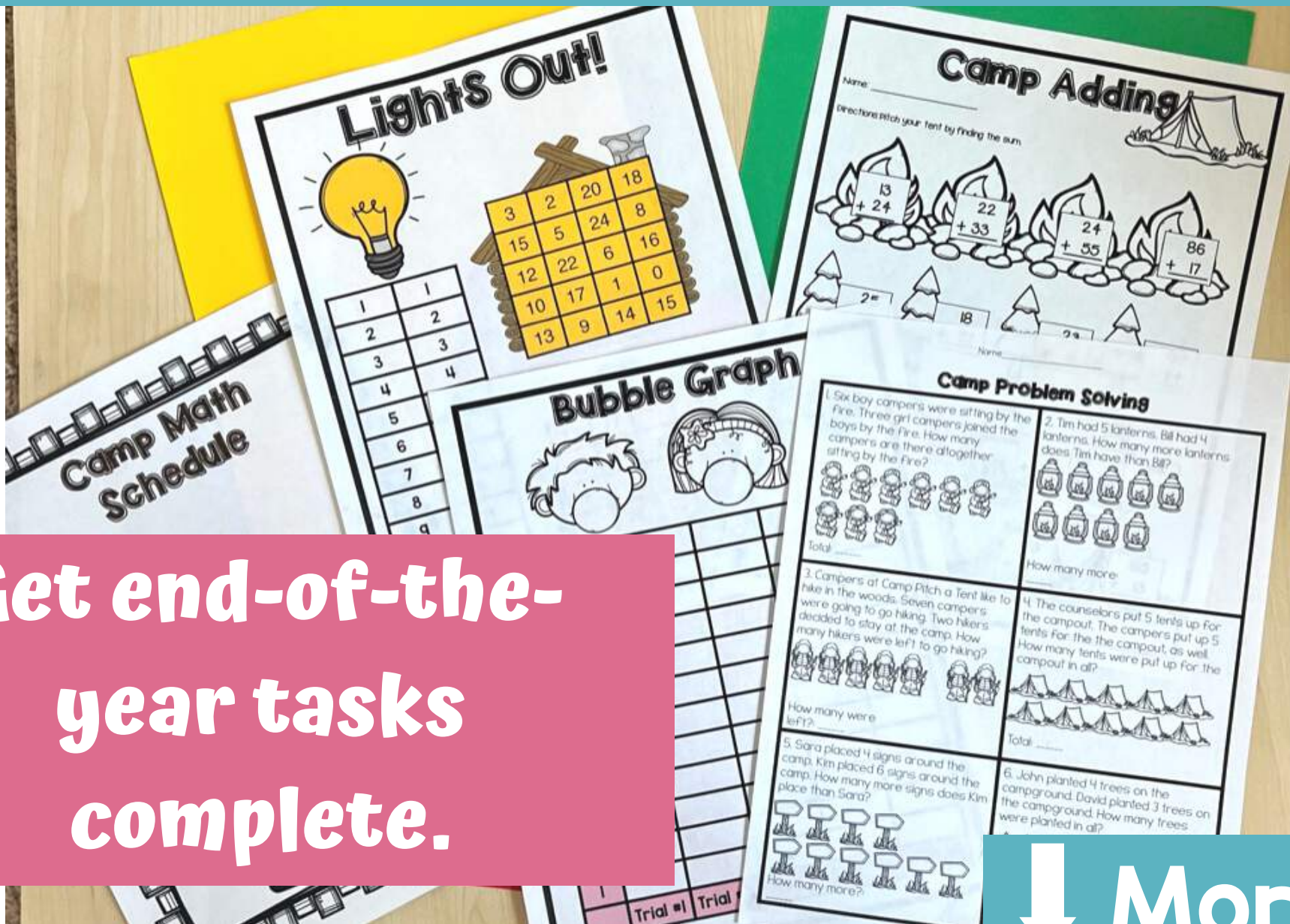
Finish

9	2
8	3
7	4
6	5

**Math Games Kids can play again and again!**

↓ More

# A Closer Look



Get end-of-the-year tasks complete.

↓ More

# Skill Review in Science

## Bubble Data Sheet

Name \_\_\_\_\_



**Bubble Trial # 1**  
I blew \_\_\_\_\_ bubbles on my desk.  
#\_\_\_\_\_ was the biggest.

**Bubble Trial # 2**  
I blew \_\_\_\_\_ bubbles on my desk.  
#\_\_\_\_\_ was the biggest.

**Bubble Trial # 3**  
I blew \_\_\_\_\_ bubbles on my desk.  
#\_\_\_\_\_ was the biggest.

**Bubble Trial # 4**  
I blew \_\_\_\_\_ bubbles on my desk.  
#\_\_\_\_\_ was the biggest.

**Bubble Trial # 5**  
I blew \_\_\_\_\_ bubbles on my desk.  
#\_\_\_\_\_ was the biggest.

### Bubble Challenges

- Can you -
- Make a bubble inside a bubble
  - Make more than one bubble inside a bubble
  - Make a chain of bubbles across your desk
  - Make a bubble that isn't round

## Bubble Graph



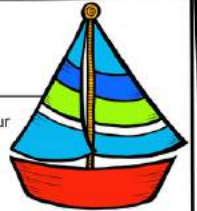
Biggest bubble - color blue

Numbers of Bubbles

12					
11					
10					
9					
8					
7					
6					
5					
4					
3					
2					
1					
	Trial #1	Trial #2	Trial #3	Trial #4	Trial #5

## Boat School

What Makes a Boat Float?



Names \_\_\_\_\_

Directions - Your group is going to build a clay boat. Your goal is to build a boat that holds as much weight (pennies) as possible.

### Hypothesis

What do you think will make your boat hold the most weight before sinking? (For example, shape of the boat, size of the boat, etc.)

\_\_\_\_\_

\_\_\_\_\_

\_\_\_\_\_

### Experiment

Test some boat designs to determine which design you think floats the best and will hold the most weight. Draw the boat design that worked best.

\_\_\_\_\_

\_\_\_\_\_

\_\_\_\_\_

### Data

How many pennies did your boat hold? \_\_\_\_\_

### Conclusion

What did you learn about boat design? What design helped the boat float the most?

\_\_\_\_\_

\_\_\_\_\_


\_\_\_\_\_

↓ More

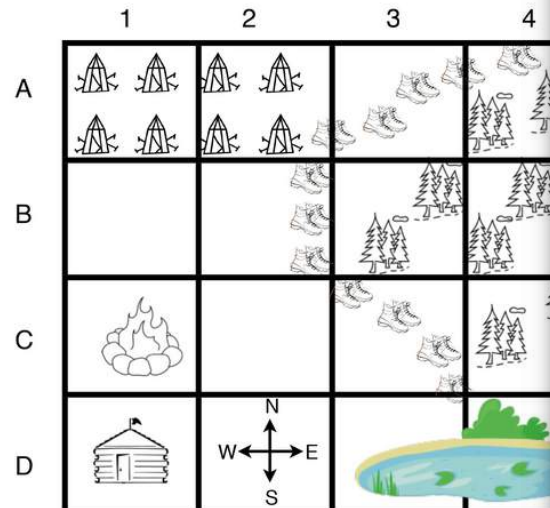
# Skill Review in Social Studies

## Camp Learn a LOT-Shirt

Name \_\_\_\_\_



## Camp Map



Directions Use the map to answer the questions below.

- Which direction would you travel to go from the tent area to the camp \_\_\_\_\_
- Which direction would you travel from the forest to the fire pit? \_\_\_\_\_
- Which direction would you have to travel in to get from lake to the forest \_\_\_\_\_
- At what grid points are the following places:
  - \* Fire Pit Area \_\_\_\_\_
  - \* Camp Lodge \_\_\_\_\_
  - \* Lake \_\_\_\_\_
  - \* Tent Area \_\_\_\_\_
  - \* Forest \_\_\_\_\_



## Reflection and Goal Setting



Name \_\_\_\_\_

Something that I did really well this year -

Something that I need to work on -



## Summer Goal Setting 5 Ws and H

What is my goal? (Think about the area that you need to work on from above.)

Who will help me work on my goal?

When will I work on my goal?

Where will I work on my goal?

Why is this goal important to me?

How I reach my goal?



More



# A Sneak Peek



Turn Last Week  
**CHAOS** into Last  
**FUN!**

↓ More

# What Teachers Are Saying

"A great way to end the year. My students love all the camp themed activities and I love how easy it is to prepare!"

— Ashley B.

*"I set up my room like a campground and the students used the materials while under their "tent" using their flashlights! Needless to say, they loved it!"*

— Judy P.

"This was a great resource for our camping-themed intervention week. It had a good mix of class and independent activities and was easy to use to spiral many skills simultaneously."

— Katie S

**"I've purchased three other camping units from TpT, and this one is by far the best! It has a daily schedule and low-prep activities with lesson plans included! Spectacular unit, and I used the entire unit! And at this price, it's a steal!"**

**—Santina S.**

# Common Questions

## What grades is this for?

Camp end of the year is packed full of activities that are perfect for 1st-3rd graders. (Although the math review is focusing on addition and subtraction and not multiplication.)

Students review reading, writing, math, science, and social studies.

## Isn't this just more work at an already busy time?

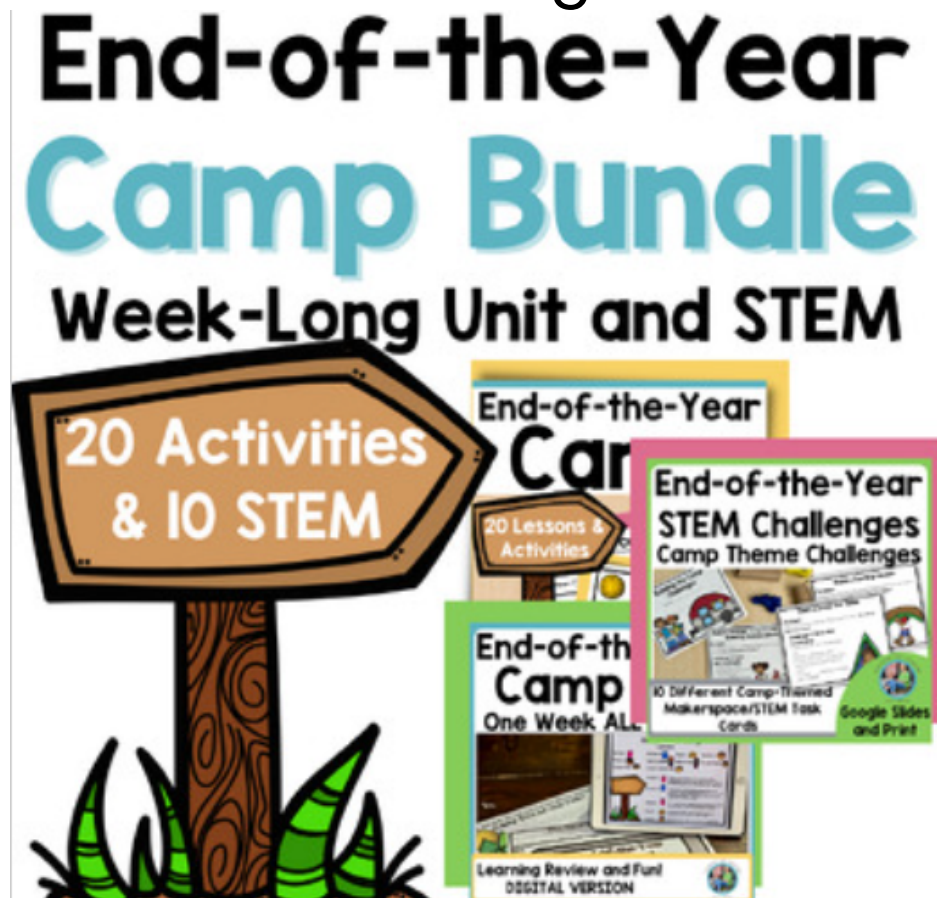
It is actually intentional plans that help you! With these resources, you will keep kids **happy, engaged, and busy** on the last days of school while giving yourself some **much-needed time to finish up tasks and maybe even get ready for next year!**



# WANT TO ADD SOME CAMP- THEMED STEM CHALLENGES?

**Bundle** and  
**SAVE over 30%**  
and grab camp  
end-of-the-year  
print, digital,  
**PLUS 10 STEM**  
**Challenges.**  
Click the photo  
for the link.

You may need to download this  
preview to activate the link on  
the image.



Want to try out some **CAMP AWARDS** with this unit?

Click the picture to the right and grab your **free camp awards**. They will go great with this unit!

